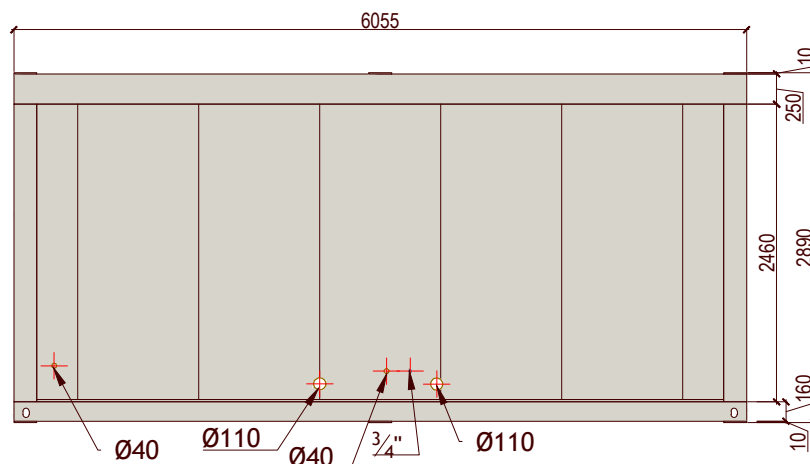
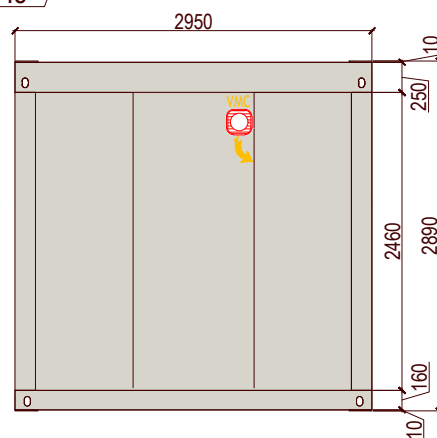


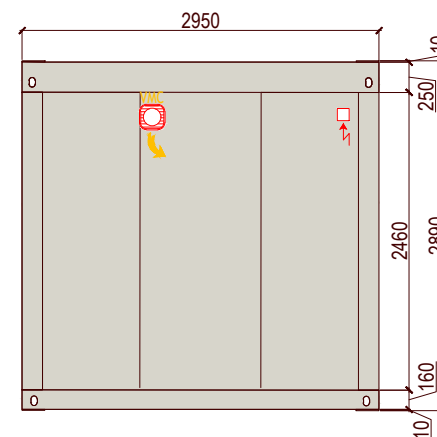
ÉLÉVATION "A"



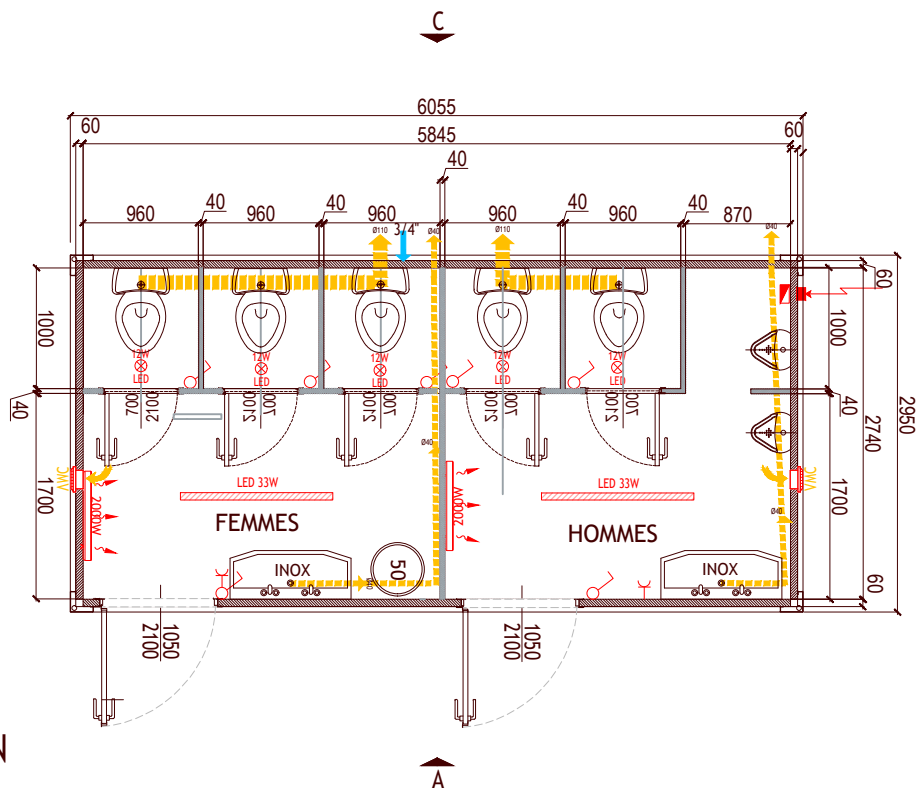
ÉLÉVATION "C"



ÉLÉVATION "B"



ÉLÉVATION "D"



PLAN



NOTE GÉNÉRALE:

Ce dessin est valable seulement pour les informations architecturales. Pour d'autres informations consultez les dessins technique.

GENERAL NOTE:

This drawing is only for architectural informations. For other informations refer to technical drawings

C30 - BE60

Tutti i diritti riservati

All rights reserved

Tout droits réservés

| | |
|-------------|------------|
| DATE: | 18/02/2022 |
| Revision A: | --/--/---- |
| Revision B: | --/--/---- |
| Revision C: | --/--/---- |
| Revision D: | --/--/---- |
| Revision E: | --/--/---- |
| Revision F: | --/--/---- |

NOTE:

| | |
|------------|------|
| H. ext: mm | 2890 |
| H. int: mm | 2500 |

| | | | |
|---------|------|-------|-----------|
| MODEL: | C30 | TYPE: | BE60 |
| AUTHOR: | KF | N°: | 2022_0288 |
| SCALE: | 1:65 | REV: | - |